

PRATT GRAD COM-D POST GRADUATE EMPLOYMENT DATA 2011

Information compiled from about 90 former students who have completed the graduate Communications Design program at Pratt in the last two years.

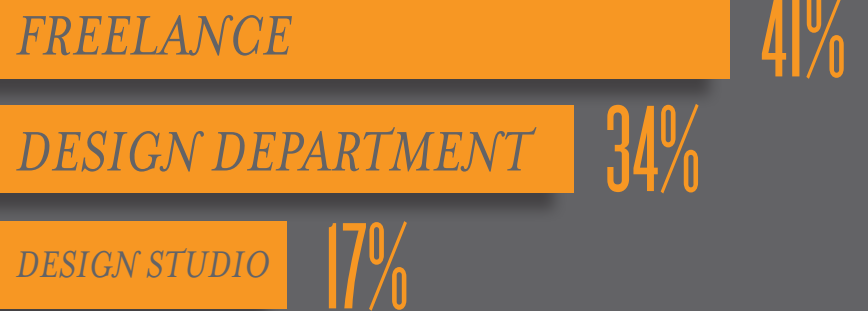


90% ARE EMPLOYED DESIGNERS!

10% NOT SO MUCH.

[the national unemployment rate for college grads is about 5%]

NATURE OF EMPLOYMENT



WHERE IN THE WORLD ARE WE PLYING OUR TRADE?

NEW YORK CITY 80%

[According to the Bureau of Labor Statistics, there are about 300,000 graphic designers in the United States.]



2-3 MONTHS

AVERAGE TIME IT TOOK AFTER GRADUATING TO LAND THAT FIRST JOB.

57%

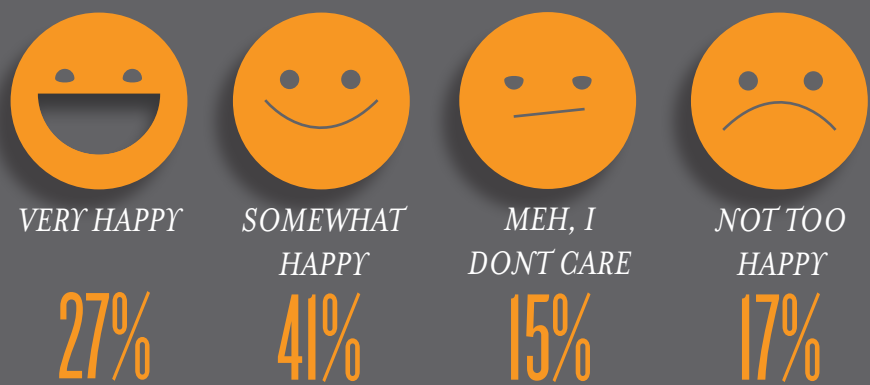
FULL TIME vs PART TIME

43%

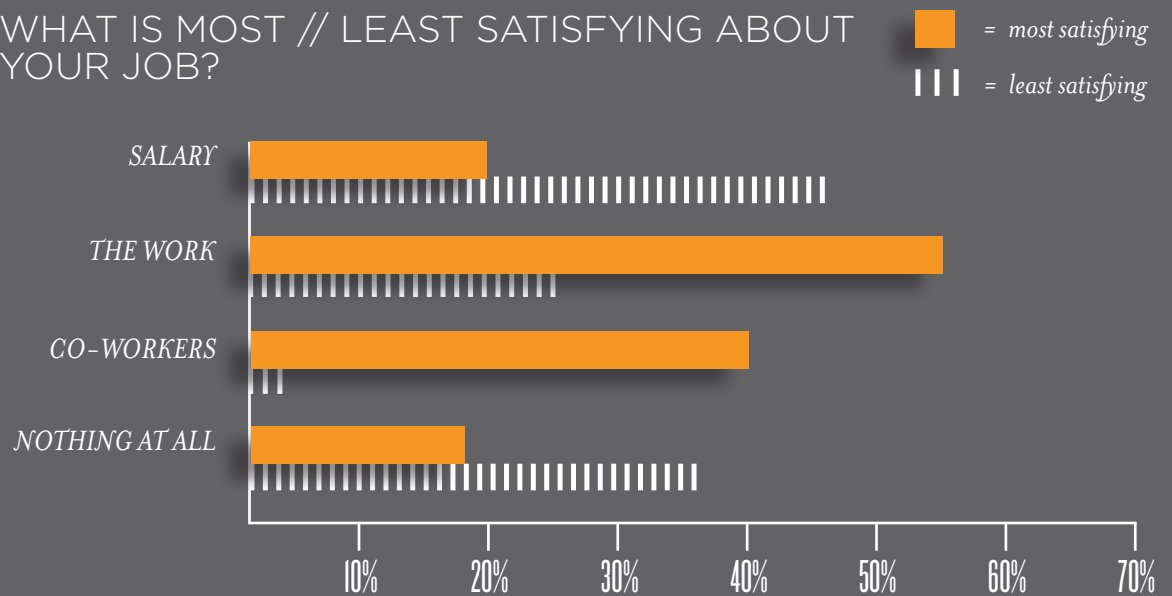
HOW DID YOU GET YOUR JOB?



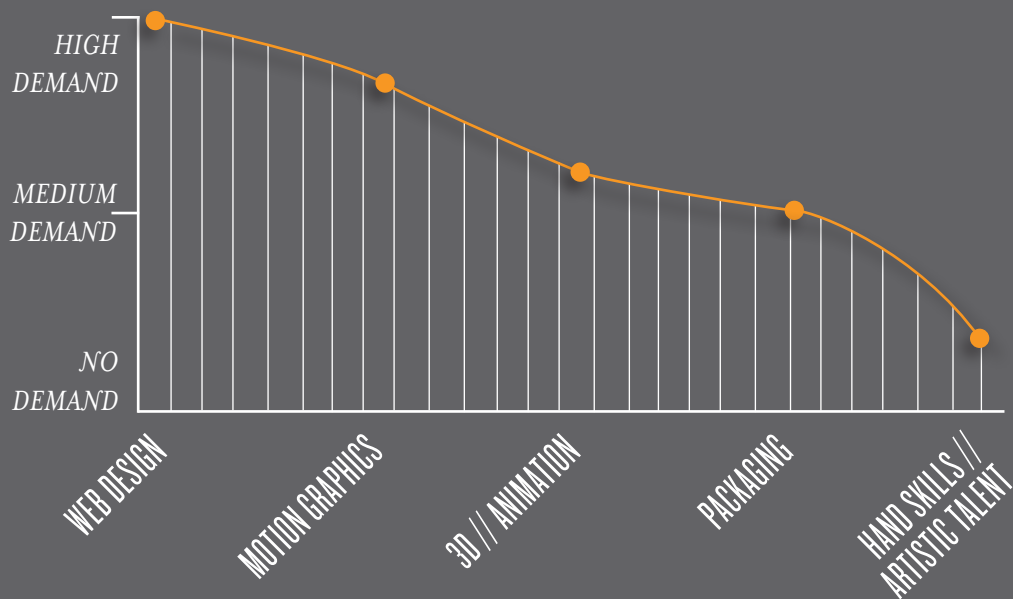
JOB SATISFACTION: ARE YOU HAPPY WITH THE WORK YOU ARE CREATING?



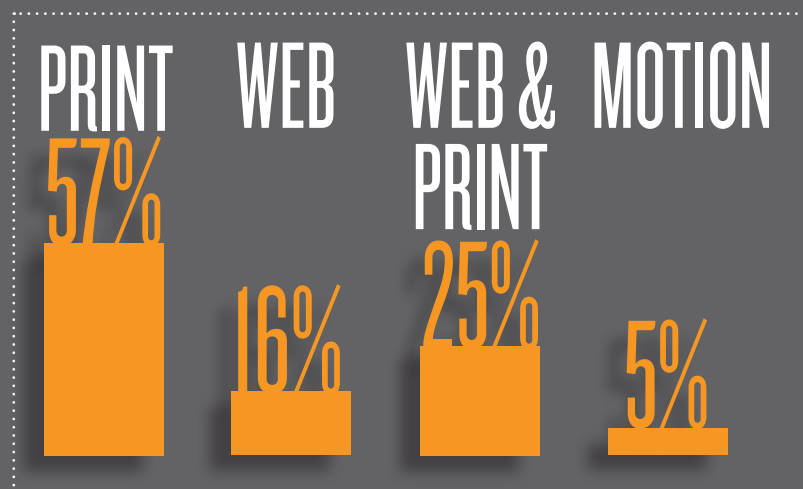
WHAT IS MOST // LEAST SATISFYING ABOUT YOUR JOB?



WHICH SKILLS ARE MOST IN DEMAND RIGHT NOW?



PRIMARY FOCUS OF DESIGN WORK



\$45,000 AVERAGE ANNUAL SALARY
[The average salary for a designer in NYC is about \$60,000.]

\$40/hr AVERAGE HOURLY RATE
[According to the Graphic Artists Guild, the average hourly rate for design is \$65.00/hr.]

TOP THREE TITLES HELD
DESIGNER 41%
FREELANCER 28%
ART DIRECTOR 16%

54% EMPLOYED GRADS ACTIVELY LOOKING FOR A DIFFERENT JOB.

COMPILED + DESIGNED BY NIM BEN-REUVEN
www.nimbenreuve.com